

Aquaglide



Stop! Read this manual carefully before using this product!

It is the owner's responsibility to read the owner's manual and instruct all users in the safe operation of these products. By inflating these products you hereby agree to the Release of Liability, Claim Waiver, and Assumption of Risk Agreement on the back of this manual. Please read this manual prior to inflating and using these products and keep for future reference. As with any action sport, recklessness, inexperience, misuse, or neglect of the equipment may result in serious injury or death.

Please Do Not Return This Product To The Store!

For questions regarding assembly, parts, or warranty, contact our customer service department directly at 509.493.4938 or e-mail at info@aquaglide.net.

Towable Owner's Manual

Manual covers the following products:

Item	Riders (max)	Weight (max)	Rope Strength	Rope Length	Working Air Pressure
Crossfire 1	1	200 lbs (91 kg)	1500 lbs (6.6 kN)	50-65 ft (15-20 m)	0.6 psi (.041 bar)
Crossfire 2	2	200 lbs (91 kg)	2375 lbs (10.6 kN)	50-65 ft (15-20 m)	0.6 psi (.041 bar)
Crossfire 3	3	400 lbs (181 kg)	3350 lbs (14.9 kN)	50-65 ft (15-20 m)	0.6 psi (.041 bar)
Spitfire	2	200 lbs (91 kg)	2375 lbs (10.6 kN)	50-65 ft (15-20 m)	0.6 psi (.041 bar)
Spitfire Extreme	2	400 lbs (181 kg)	2375 lbs (10.6 kN)	50-65 ft (15-20 m)	1.0 psi (.069 bar)
Spitfire Extreme XL	3	500 lbs (227 kg)	3350 lbs (14.9 kN)	50-65 ft (15-20 m)	1.0 psi (.069 bar)
Syncro 2	2	400 lbs (181 kg)	2375 lbs (10.6 kN)	50-65 ft (15-20 m)	0.6 psi (.041 bar)
Syncro 3	3	600 lbs (272 kg)	3350 lbs (14.9 kN)	50-65 ft (15-20 m)	1.0 psi (.069 bar)
Syncro 4	4	800 lbs (363 kg)	4100 lbs (18.2 kN)	50-65 ft (15-20 m)	1.0 psi (.069 bar)
Retro 2	2	400 lbs (181 kg)	2375 lbs (10.6 kN)	50-65 ft (15-20 m)	1.0 psi (.069 bar)
Retro 3	3	600 lbs (272 kg)	3350 lbs (14.9 kN)	50-65 ft (15-20 m)	1.0 psi (.069 bar)
Lanai	4	800 lbs (363 kg)	4100 lbs (18.2 kN)	50-65 ft (15-20 m)	1.0 psi (.069 bar)
Airport	3	600 lbs (272 kg)	3350 lbs (14.9 kN)	50-65 ft (15-20 m)	1.0 psi (.069 bar)
Takeoff	4	800 lbs (363 kg)	4100 lbs (18.2 kN)	50-65 ft (15-20 m)	0.6 psi (.041 bar)

! WARNING

BY OPENING THE VALVE AND INFLATING THIS PRODUCT YOU ARE AGREEING TO THE FOLLOWING TERMS AND CONDITIONS

The user understands that use of this product and any of its components involves certain inherent risks, dangers and hazards which can result in serious injury or death. The user has read the owner's manual, fully understands and agrees to be bound by the terms of the Release of Liability, Claim Waiver and Assumption of Risk. Any and all users of this product must fully understand and agree to those terms. If you are unwilling to be bound by those terms, return the product (before use) to the dealer or contact Aquaglide, Inc.

Watersports involve risks of severe injury or death. Follow all instructions, safety information below and in owner's manual to reduce risks:

DRIVER IS RESPONSIBLE FOR SAFETY. TUBE CANNOT BE CONTROLLED BY RIDER!

- * Always wear a properly fitted life jacket (PFD) approved by your country's agency, USCG Type III, ISO, etc.
- * Tube is not a Personal Flotation device.
- * Never tow in shallow water or near shore, docks, pilings, swimmers, watercrafts or other obstacles.
- * Always ensure tow rope is clear of all body parts prior to and during use.
- * Never place any body part through handles, under cover, bladder, towing harness or tie rider to tube.
- * Always have a person other than the driver as an observer to watch the rider.
- * Always supervise children while using this tube.
- * Never operate watercraft, ski or ride under the influence of alcohol or drugs.
- * Never make fast or sharp turns which may cause the tube to flip over.
- * Never exceed skill of the rider; never exceed 20 mph (32 km/h) for adults, 15 mph (24 km/h) for children.
- * Never make sharp turns that may cause a slingshot effect on the tube's speed.
- * Always comply with manufacturer's recommended number of riders, weight for tube, and strength of rope.

Copyright © 2011 WISA

MADE IN CHINA

Warranty

Aquaglide warrants its Towable products to be free of defects in material or workmanship to the original purchaser for a period of 1 year from date of purchase. This warranty is subject to the following limitations:

- 1.** Warranty is valid only with dated proof of purchase.
- 2.** Warranty is valid only when the product is used for normal recreational activities, and does not cover use in schools or rental operations.
- 3.** Aquaglide will make the final warranty determination which may require inspection and/or photos of the product which clearly show defect(s). We require the above be sent to White Salmon, WA or another location of our choice, postage prepaid, or by email to info@aquaglide.net. Product can be returned only if a return authorization number

(RA) is given by Aquaglide, Inc. in advance. The RA number must be on the outside of the package or it will not be accepted at our warehouse. Upon receipt, Aquaglide will perform its responsibilities within (30) days.

- 4.** If a product is deemed to be defective by Aquaglide, the warranty covers the repair or replacement of the defective product only. Aquaglide will not be responsible for any costs, losses, or damages incurred as a result of loss of use of product.
- 5.** This warranty does not cover damage caused by misuse, abuse, neglect, or normal wear and tear, including, but not limited to, punctures, dragging the product over the ground, damage due to excessive sun exposure or seam failure due to overinflation in the sun, damage caused by improper handling and storage, damage caused by use in waves or shore break, and damage caused

by anything other than defects in materials and workmanship.

6. This warranty is voided if any unauthorized repair, change, or modification has been made to any part of the equipment. Authorization for such must come in writing from Aquaglide, Inc..

7. The warranty for any repaired or replacement equipment is good from the date of the original purchase only.

8. Any warranty claims must be accompanied by the original purchase receipt. The name of the retailer and date of purchase must be clear and legible.

9. There are no warranties which extend beyond the warranty specified here.

for more information go:

Watersports Safety Code

Watersports are fun and challenging but involve inherent risks of injury or death. To increase your enjoyment of the sport and to reduce your risks, use common sense and follow these rules:

Before you start:

- Familiarize yourself with all applicable federal, state, and local laws, the risks inherent in the sport, and the proper use of the equipment.
- Know the waterways.
- Always have a person other than the driver as an observer.
- Skier/rider, observer, and driver must agree on hand signals.
- Never start out until skier/rider signals he/she is ready.
- Carbon Monoxide (CO) poisoning from engine exhaust may cause injury or death. Do not sit on the boat transom or swim platform while the engine is running. These activities may lead to excessive CO exposure which may cause injury or death. If you can smell engine exhaust while in the boat, do not stay seated in that position for prolonged periods. Never "Platform Drag" by holding onto the swim platform or be dragged directly behind the boat. An improperly tuned engine will produce excessive exhaust. Have your engine checked and corrected by a mechanic. Changing boat speed or direction relative to the wind can reduce or increase boat exhaust from accumulating near the boat and rider. Consult your boat owner's manual or the United States Coast Guard's website, www.uscgboating.org, for more information on how to help protect others and yourself from the dangers of CO poisoning.
- Use caution and common sense.
- Do not exceed the weight guidelines of your boat. Only use water ballast and people for additional weight. Do not allow passengers to hang outside the boat or sit on the gunwales outside the normal seating area of the boat. Uneven weight distribution or additional weight may affect the handling of the boat. Never allow water to overflow the gunwales of your boat.

Your equipment and your tow rope:

- Inspect all equipment prior to use. Check tube, attachment point, and flotation device prior to each use. Do not use if damaged.
- Always wear a U.S. Coast Guard Type III (PFD) vest.
- Rope should be attached to the watercraft in an approved fashion with hardware designed for towing. Refer to your watercraft manual for instructions on proper tow rope attachment.
- Tow ropes stretch during use. If a rope breaks or is suddenly released, it can snap back into the watercraft. Warn all riders, skiers, and occupants of the danger of rope recoil.
- When in the boat, keep away from the tow rope to avoid injury. Passengers can be hit or become entangled in the rope.
- Inspect tow rope and its attachments before using. Do not use tow rope if frayed, knotted, or damaged. Replace when signs of excessive deterioration are indicated by discoloration, broken filaments, unraveling, or other obvious signs of wear on the rope or hardware.
- Use proper tow rope for the activity.
- Ensure tow rope is clear of all body parts prior to starting out or during use.
- Keep persons and ropes away from propeller when engine is running, even in neutral. Should rope become entangled in propeller, SHUT OFF ENGINE AND REMOVE IGNITION KEY BEFORE RETRIEVING ROPE.

When you ski or ride:

- Attempting land or dock starts can increase the risk of injury or death.
- Always remove any slack in the rope between watercraft and skier/ rider before starting. Sudden shock loads may cause injury to skier/rider or failure of rope, resulting in snap-back or breakage.
- Do not ski or ride in shallow water, near shore, pilings, docks, rafts, swimmers, other boats, or other obstacles. Such obstacles are examples of risks that are inherent in the sport.
- The driver and skier/rider must watch for and be able to stop or turn to avoid

obstacles.

- Always ski or ride in control and at speeds appropriate for your ability limits. Do not ski or ride over ramps or jumps without prior instruction.
- Falling and the injuries that may result are inherent risks in the sport.
- Use a flag to signal to others that a skier or rider is in the water.
- Driver must use extra caution approaching a fallen skier/rider and keep eye contact on fallen skier/rider at all times.
- Put the boat in neutral when near a fallen skier/rider. Turn the engine off when people are getting into or out of the boat or in the water near the boat.
- Do not operate watercraft, ski, or ride under the influence of alcohol or drugs.

THE WARNINGS AND PRACTICES SET FORTH ABOVE IN THE WATERSPORTS SAFETY CODE REPRESENT SOME COMMON RISKS ENCOUNTERED BY USERS. THE CODE DOES NOT PURPORT TO COVER ALL INSTANCES OF RISK OR DANGER. PLEASE USE COMMON SENSE AND GOOD JUDGMENT.

Please contact us if you have any questions on the proper selection, function, or safe use of this product.

Aquaglide

Product Instructions and Warnings

Watersports can be safe and fun for all levels of enthusiasts. The Operator's Manual is presented to enhance your enjoyment of the sport. It is intended to alert you to some of the potentially dangerous conditions that can arise in all watersports.

To reduce the risk of injury or death, follow these guidelines:

- Only use your tube with a responsible watercraft operator who knows how to operate a watercraft properly.
- Take all reasonable precautions in the use and operation of your tube and boat.
- Teach anyone using your tube how to attach it to the rope, how to ride it, and how to maintain it.
- * The stress on the rope is different from the stress on the tube and will vary with the weight of the passengers, design, and surface area of the tube.
- Never strap or attach anyone to the tube or cover. Never put your feet or hands through the strapping of the towing system or handles. Never wedge your hands or feet under the cover or between the cover and the tube.
- Never attempt jumps or dangerous tricks with your tube. If more than one tube is being towed, avoid collisions with other tubes.
- Scout the area before use to avoid any debris or obstacles that might present a safety hazard.
- Know your own limits. Stop when you are tired. Act responsibly. Be in good physical condition and be cautious in your use of this or any other towable tube.
- Check the rope and connector for frays, cuts, sharp edges, knots, or wear before each use. Discard rope if any such condition exists or if rope appears to be worn. Such conditions may lead to breaks.
- Do not use tow rope with elastic or bungee material to pull skiers or riders. Such an addition can break or stretch which may lead to injury of users or boat occupants.
- Rope is subject to deterioration when exposed to direct sunlight. The life of the product will be extended when stored away from sunlight.
- The tow rope should be replaced when signs of deterioration appear, indicated by the existence of discoloration, wearing, fraying, or unraveling.
- Do not add hardware or attachments that are not supplied by the manufacturer.

Wakeboard Towers and Tow Points

Wakeboard towers are not designed for pulling towables. Use only lifting eyes for towing tubes with 2 or more riders. Do not tow inflatables from ski pylons or ski eyes unless recommended by the boat manufacturer. Tow pylons and ski eyes installed aftermarket are not intended for towing inflatables. Aquaglide assumes no liability for injuries or damages resulting from not following these instructions.

Proper inflation

Proper inflation is the key to optimum performance and durability of this product. **During use**, the cover should be taught with few wrinkles, and you should barely sink into the tube when standing on it. If the tube is under inflated, damage can occur to the tube when towing. Use caution and do not over-inflate above 1.4 psi. **When not in use**, be sure to remove some air from the tube and move the tube to a shaded location. Exposure to direct sunlight heats the tube and causes the air inside to expand, causing serious damage to the seams and I-beams.

Rapid Inflate Valve Inflating – Unscrew the cap and insert the pump fitting into the valve. Be sure to open the flap at the base of the valve. Remove the pump fitting after filling completely, and make sure the black flap is seated securely closing the valve. If the flap is not seated, pull red tab to close valve. Replace the cap. **Deflating** – Unscrew the cap and use a dull object to hold the flap open while the product deflates. Replace the cap for storage.

Towable Owner's Manual

Assembly Instructions

1. Lay the product out on a flat surface without sharp objects that could puncture the PVC bladder or cover. If the product has an outer cover, make sure the inside PVC bladder is unfolded and the valves are in the correct position, aligned with the cover valve openings.
2. Inflate the product to about 50% full. If your product has a cover, re-check to make sure it is correctly aligned with the PVC bladder and valves. If there is more than one chamber in the bladder, inflate the outer chamber first. After the cover is aligned with the PVC bladder, inflate the chambers to 100% starting with the outer chamber.

DO NOT DRAG the product into the water. Carry the product to avoid wear on the cover and possible punctures of the PVC bladder. To anchor the product, always use the quick release towing attachment. For longer term anchoring, run the anchor line from the towing attachment through the fitting in the center of the bottom of the tube to anchor the tube in the middle.

Maintaining and Monitoring Proper Inflation

It is important to monitor the amount of air in your Aquaglide product as heat will cause the bladder to expand, possibly damaging seams or I-beams. If you leave a full tube sitting in the sun for any length of time it will expand. Either store it in the shade or let some air out. Don't leave your product on the beach, dock, or boat full of air! If the product is stored out of the sun in a cool place, you may need to add some air. Check and adjust the inflation level each time you use your product for maximum performance and enjoyment.

Towing Attachment

Use a tow rope of at least 1500 lbs. average tensile strength for pulling a single person, 2375 lbs. average tensile strength for pulling two people, 3350 lbs. average tensile strength for pulling three people, and 4100 lbs. tensile strength for pulling four people on an inflatable tube. The tow rope should be at least 50 feet in length, but not exceed 65 feet. Attach your towable to the tow rope using the quick connect attachment.

Storage

When taking the product out of the water, pull it out using the front towing strap so the water is able to drain out of the mesh drains in the bottom back. Allow the towable to dry completely to prevent mildew. If using in salt water, rinse the product with fresh water and allow to dry completely before storing. Release all of the air from the chamber(s) and fold the towable. It is best to store the product inside a warm area during cold weather. Do not expose to freezing temperatures, as it can damage the material and cause cracks in the PVC bladder.



for more information go:

www.Aquaglide.net

North Sports, Inc. #1 North Shore Dr, SE White Salmon, WA 98672 TEL: (509) 493-4938 FAX: (509) 493-4966

for more information go:

www.Aquaglide.net

North Sports, Inc. #1 North Shore Dr, SE White Salmon, WA 98672 TEL: (509) 493-4938 FAX: (509) 493-4966



NOTICE! - Release of Liability, Claim Waiver, and Assumption of Risk Agreement

By opening and assembling this product, you are agreeing (1) to be bound to the terms set forth below and (2) to require anyone using this product to be bound by such terms. If you are unwilling to be bound by these terms, return this product (before use) for a full refund.

ASSUMPTION OF RISK: Use of this product and any of its components involves certain inherent risks, dangers, and hazards which can result in serious personal injury and death. In using the product, you freely agree to assume and accept any and all known and unknown risks of injury while using this equipment. The risks inherent in the sport can be greatly reduced by abiding by the Warning Guidelines listed in this Owner's Manual and by using common sense.

RELEASE AND WAIVER OF CLAIMS AGREEMENT: In consideration of the sale of the product to you, you hereby agree to the fullest extent permitted by law as follows:

TO WAIVE ANY AND ALL CLAIMS that you have or may in the future have against Aquaglide Inc., including its distributors and dealers, resulting from use of this product and any of its components.


TO RELEASE Aquaglide, Inc. from any and all liability for any loss, damage, injury, or expense that you or any users of this product may suffer, or that your next of kin may suffer, as a result of the use of this product, due to any cause whatsoever, including negligence or breach of contract on the part of Aquaglide, Inc. in the design or manufacture of this product and any of its components.

ARBITRATION: In further consideration of the sale to you of this product and any of its components, you hereby agree to submit to binding arbitration any and all claims which you believe you may have against Aquaglide arising from the use of any Aquaglide equipment or products. The arbitration shall be pursuant to the rules of the American Arbitration Association. Arbitration shall be commenced within (1) year from the date on which any alleged claim first arose. Further, the arbitration shall be held in White Salmon, Washington unless otherwise mutually agreed to by all parties. The submission to the American Arbitration Association shall be unlimited and the arbitration award may be enforced by any Court of competent jurisdiction.

BINDING EFFECT OF AGREEMENT: In the event of your death or incapacity, this Agreement shall be effective and binding upon your heirs, next of kin, executors, administrators, assigns, and representatives.


ENTIRE AGREEMENT: In entering into this Agreement, you are not relying upon any oral or written representations other than what is set forth in this agreement and the Aquaglide Owner's Manual.

for more information go:



Crossfire 1	Crossfire 2	Crossfire 3	Spitfire 1	Spitfire Extreme
Spitfire Extreme XL	Syncro 2	Syncro 3	Syncro 4	Retro 2
Retro 3	Lanai	Airport	Takeoff	

Aquaglide, Inc.
#1 North Shore Dr SE
White Salmon, WA 98672
USA



L: 140 cm (55")
W: 152 cm (60")
H: 36 cm (14")

Crossfire 1

Compliant with
DIN EN-15649, Class D

Aquaglide, Inc.
#1 North Shore Dr SE
White Salmon, WA 98672
USA



L: 140 cm (55")
W: 152 cm (60")
H: 36 cm (14")

Crossfire 2

Compliant with
DIN EN-15649, Class D

Aquaglide, Inc.
#1 North Shore Dr SE
White Salmon, WA 98672
USA




L: 140 cm (55")
W: 152 cm (60")
H: 36 cm (14")

Crossfire 3

Compliant with
DIN EN-15649, Class D

Aquaglide, Inc.
#1 North Shore Dr SE
White Salmon, WA 98672
USA



L: 152 cm (60")
W: 152 cm (60")
H: 20 cm (8")

Spitfire 1

Compliant with
DIN EN-15649, Class C

Aquaglide, Inc.
#1 North Shore Dr SE
White Salmon, WA 98672
USA

L: 178 cm (70")
W: 178 cm (70")
H: 25 cm (10")

Compliant with
DIN EN-15649, Class C

Spitfire Extreme


Aquaglide, Inc.
#1 North Shore Dr SE
White Salmon, WA 98672
USA

L: 180 cm (71")
W: 198 cm (78")
H: 25 cm (10")

Compliant with
DIN EN-15649, Class C

Spitfire Extreme
XL

Aquaglide, Inc.
#1 North Shore Dr SE
White Salmon, WA 98672
USA




L: 157 cm (62")
W: 157 cm (62")
H: 41 cm (16")

Syncro 2

Compliant with
DIN EN-15649, Class C

Aquaglide, Inc.
#1 North Shore Dr SE
White Salmon, WA 98672
USA




L: 183 cm (72")
W: 178 cm (70")
H: 41 cm (16")

Syncro 3

Compliant with
DIN EN-15649, Class C

Aquaglide, Inc.
#1 North Shore Dr SE
White Salmon, WA 98672
USA




L: 213 cm (84")
W: 243 cm (95.5")
H: 41 cm (16")

Syncro 4

Compliant with
DIN EN-15649, Class C

Aquaglide, Inc.
#1 North Shore Dr SE
White Salmon, WA 98672
USA



L: 178 cm (70")
W: 183 cm (72")
H: 74 cm (29")

Retro 2

Compliant with
DIN EN-15649, Class C

Aquaglide, Inc.
#1 North Shore Dr SE
White Salmon, WA 98672
USA



L: 213 cm (84")
W: 243 cm (95.5")
H: 74 cm (29")

Retro 3

Compliant with
DIN EN-15649, Class C

Aquaglide, Inc.
#1 North Shore Dr SE
White Salmon, WA 98672
USA

L: 249 cm (98")
W: 249 cm (98")
H: 25 cm (10")




Compliant with
DIN EN-15649, Class C,D

Lanai

Aquaglide, Inc.
#1 North Shore Dr SE
White Salmon, WA 98672
USA

L: 229 cm (90")
W: 229 cm (90")
H: 25 cm (10")



Compliant with
DIN EN-15649, Class C,D

Airport

Aquaglide, Inc.
#1 North Shore Dr SE
White Salmon, WA 98672
USA

L: 366 cm (144")
W: 366 cm (144")
H: 76 cm (30")



Compliant with
DIN EN-15649, Class C,D

Takeoff