

Aquaglide

Supercross LE 3™

Description Versatile 1-2 person cockpit towable.

Tows forward or backward.










Specifications 65.0"L x 92.0" W x 28.0" H

Sure, this 1, 2 or 3 person Roadster tube looks innocent enough. Large, comfy cockpits and high shoulder surrounds provide the security and confidence that many riders prefer. But a peek under the hood reveals your first clues to the performance that lurks within. The oversized integrated HydroGlide floor offers blistering speed, slippery whips and superior stability. Fully reinforced rear towing eye opens the door to the 'wilder side' of the Supercross. Ride either sitting, 'chariot-style', or full 'motocross-style' for fully engaged high performance! Unlimited versatility for 1, 2 or 3 riders.

Made using heavy duty 26 gauge PVC bladders covered in 840d nylon for the best combination of strength, durability, performance and style. Includes heavy duty webbing reinforcement and QuickConnect fittings at front and back towing eyes. FullWrap cover and integrated HydroGlide™ floor make this one of the fastest tubes on the market! Wide assortment of handholds with EVAGuard™ for knuckle protection. Truly amazing performance!



Supercross LE 3™ Features

 <p>Rapid Inflate Valve This unique valve system offers the best possible combination of high air volume and ease of use.</p>	 <p>1 Year Aquaglide towables are the best in the business. We proudly offer a 1 Year warranty against manufacturing defects.</p>
 <p>QuickConnect Towing Attachment Makes connecting to the tow rope extremely quick, easy and safe.</p>	 <p>EVA Rash Guard Soft, forgiving protection against abrasion provided for knees, knuckles and other sensitive areas.</p>
 <p>FullWrap Cover Offers the security and stability of a heavy duty cover wrapping completely around the inflatable for higher performance.</p>	 <p>Webbing Reinforced Seams All Aquaglide high performance towables include 360 degree webbing-reinforced main seams for years of trouble-free use.</p>
 <p>Lower Back Support Great for higher performance towing and also for lounging.</p>	 <p>2Way Towing A versatile feature that allows towing from the front or the back.</p>
 <p>HydroGlide Oversized monocoque floor eliminates suction and reduces surface area for mind-numbing speed and slippery whips. Increases stability by providing a beveled edge to ride over choppy water.</p>	